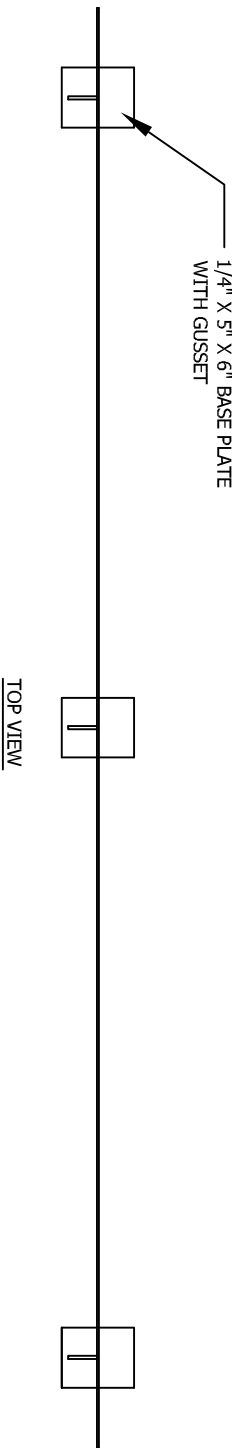
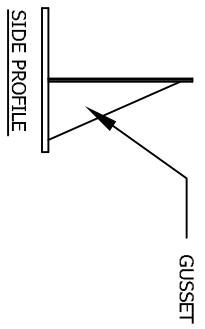
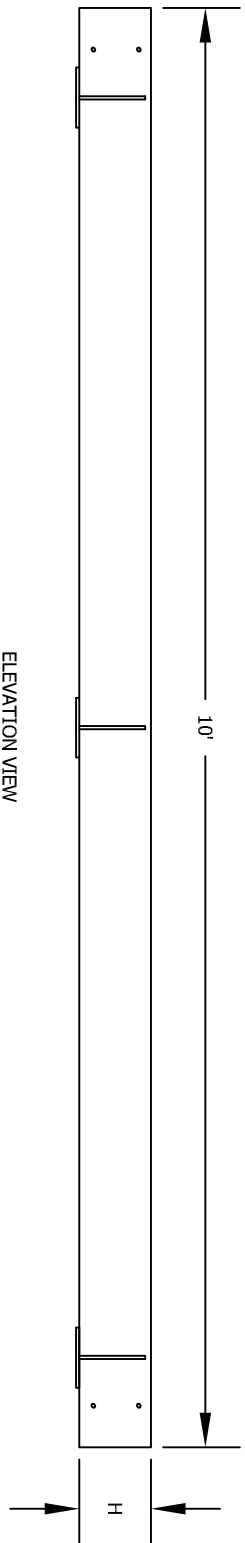


*NO HARDWARE PROVIDED



TOP VIEW

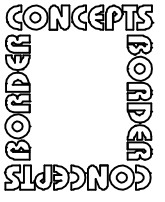


ELEVATION VIEW

NOM HEIGHT (H)
4"
8"
12"

- NOTES:
1. THREE (3) BASE PLATES PER 10'-0" SECTION
 2. CUSTOM SIZES AVAILABLE
 3. BLACK POWDER COATED FINISH

Border Concepts, Inc.
 Phone: 800.845.3343
 Fax: 704.541.5610



Email: info@borderconcepts.com
 www.borderconcepts.com

ROOF TOP EDGING

Item No:
 RTE 4, RTE 8, RTE 12

Scale:
 3/4" = 1'-0"

Drawn By:
 KJD